

# SSD POWER PLUS

## X150 2.5" SATA

**STOP! IMPORTANT INFORMATION.**  
**READ THE FOLLOWING CAREFULLY BEFORE USING THE EMTEC SSD.**  
**KEEP THESE INSTRUCTIONS FOR FUTURE REFERENCE.**

### **Safety & Handling Instructions:**

Avoid touching the Emtec SSD's connector. Handle the Emtec SSD using its edge or frame. Do not remove, damage or cover any product labels. Removal of such labels voids the warranty.

Ensure the Emtec SSD does not exceed following operating temperature:

- Minimum : 0°C
- Maximum : 70°C

Exercise caution when removing the Emtec SSD from the Desktop/Notebook as the Emtec SSD may have heated up. Keep the Emtec SSD away from sinks, drinks, bathtubs, showers, rain and other sources of moisture. Moisture can cause electric shocks with any electronic device. Do not disassemble, crush, short circuit or incinerate the Emtec SSD as it may cause fire, injury, burns or other hazards.

### **Installation Guidelines:**

Before installing the Emtec SSD please take all necessary precautions to comply with the Desktop/Notebook manufacturer's handling instructions.

1. Power off the Desktop/Notebook and disconnect the main power cord from the wall outlet. If the Desktop/Notebook uses a removable battery, remove the battery.
2. Refer to the manufacturer's instructions for details on how to remove the computer's outer case, and where the SATA connectors are located on the motherboard.
3. According to the machine type:

a) Desktop: Connect the Emtec SATA SSD to the SATA data cable and insert the SATA cable into the SATA connector on the motherboard.

Once you have installed the Emtec SATA SSD, put back the computer cover and plug back the power supply.

b) Notebook: Slide the Emtec SSD's SATA connector into the Notebook's SATA connector.

If necessary, reinstall the removable battery and plug back the power supply.

4. Power on the system to verify that the installation was successful.

### **Additional Safety Instructions:**

Keep the Emtec SSD drive away from direct sunlight, moisture and extremes temperatures. Do not bend, flex or drop your Emtec SSD drive. The user is responsible for complying with all environmental, safety and other usage specifications outlined in the Product Manual.

For any further enquiries, please visit EMTEC website : <http://www.emtec-international.com>

### **Disposal Instructions:**

Do not dispose the Emtec SSD with unsorted waste. Improper disposal may be harmful to the environment and human health. Please refer to your local waste authority for information on return and collection systems in your area.

### **Data backup:**

To prevent data loss, we strongly recommend to proceed at least to a backup of your data. Any data loss or corruption while using SSD is the sole responsibility of the user. Under any circumstances will the manufacturer be held liable for compensation or data recovery.






### **Warranty:**

This SSD has 3 years warranty from date of purchase. Within the warranty period, we will repair or replace your SSD in case of material or functional defect. We do not take any responsibility in case of data loss. It is suggested that one regularly backs up their personal data.

The warranty does not apply:

- 1) For damages caused by natural disaster.
- 2) If the SSD has been repaired or dismantled by unauthorized persons.
- 3) If the product has been destroyed voluntarily or involuntarily.
- 4) If the warranty label or capacity information have been changed or removed, if the serial number does not appear clearly or does not match.
- 5) If the SSD was bought from unauthorized channel.
- 6) If the warranty period has expired.

Manufacturer declarations / Déclarations du fabricant / Declaraciones del fabricante / Dichiarazioni del fabbricante / Herstellererklärungen / Declarações do fabricante / Aangiften van de fabrikant / Deklaracje producenta

USA	<p>FCC / CEC</p>  <p>This equipment has been tested and found to comply with the limits for a Class B digital device, pursuant to Part 15 of the FCC Rules. These limits are designed to provide reasonable protection against harmful interference in a residential installation. This equipment generates, uses and can radiate radio frequency energy and, if not installed and used in accordance with the instructions, may cause harmful interference to radio communications. However, there is no guarantee that interference will not occur in a particular installation. This device complies with Part 15 of the FCC Rules. Operation is subject to the following two conditions: (1) this device may not cause harmful interference, and (2) this device must accept any interference received, including interference that may cause undesired operation.</p> <p>If this equipment does cause harmful interference to radio or television reception, which can be determined by turning the equipment off and on, the user is encouraged to try to correct the interference by one or more of the following measures:</p> <ul style="list-style-type: none"> <li>-- Reorient or relocate the receiving antenna.</li> <li>-- Increase the separation between the equipment and receiver.</li> <li>-- Connect the equipment into an outlet on a circuit different from that to which the receiver is connected.</li> <li>-- Consult the dealer or an experienced radio/TV technician for help.</li> </ul>
Canada	<p>ICES-003</p> <p>This device complies with Industry Canada license-exempt RSS standard(s). Operation is subject to the following two conditions: (1) this device may not cause interference, and (2) this device must accept any interference, including interference that may cause undesired operation of the device.</p> <p>Le présent appareil est conforme aux CNR d'Industrie Canada applicable aux appareils radio exempts de licence. L'exploitation est autorisée aux deux conditions suivantes : (1) l'appareil ne doit pas produire de brouillage, et (2) l'utilisateur de l'appareil doit accepter tout brouillage radioélectrique subi, même si le brouillage est susceptible d'en compromettre le fonctionnement.</p>
Europe	<p>CE</p> 
Australia / New Zealand	<p>RCM</p>  <p>Our goods come with guarantees that cannot be excluded under the Australian Consumer Law. You are entitled to a replacement or refund for a major failure and compensation for any other reasonably foreseeable loss or damage. You are also entitled to have the goods repaired or replaced if the goods fail to be of acceptable quality and the failure does not amount to a major failure</p>
Environmental	<p>ROHS</p>  <p>Reach</p> 
WEEE	<p>Please dispose of this product by taking it to your local collection point or recycling center for such equipment.</p> <p>Veillez à la mise au rebut appropriée de ce produit en l'amenant à votre point de collecte local ou au centre de recyclage prévu pour traiter ce type de matériel.</p> <p>Por favor, si desea deshacerse de este producto, llévelo a su punto local de recogida o un centro de reciclaje para equipos electrónicos como este.</p> <p>Smaltire il prodotto portandolo al punto di raccolta locale o Centro di riciclaggio per tali apparecchiature.</p> <p>Entsorgen Sie das Produkt in einer lokalen Sammelstelle oder in einem für diese Art von Geräten zuständigen Recycling-Zentrum.</p> <p>Dirija-se ao ponto de recolha do seu local ou ao centro de reciclagem para deitar fora este produto.</p> <p>Verwerk dit product als afval door het naar uw plaatselijk ophaalpunt of recyclagecentrum voor dergelijke uitrustinge brengen.</p> <p>Prosimy wyrzucic ten produkt w najblizszym lokalnym punkcie zbierania odpadów lub centrum odzysku tego typu sprzętu.</p>

**EU :**  
**DEXXON GROUPE**  
**79 avenue Louis Roche**  
**92230 Gennevilliers - France**  
**USA/CANADA:**  
**DEXXON DIGITAL STORAGE / DEXXON LOGISTICS**  
**7611 Green Meadows Drive Lewis Center**  
**OH 43035 – USA**

EMTEC and EMTEC Logo are registered trademarks of DEXXON Groupe. All other trademarks are the property of their respective owners.

MODEL NUMBER : X150